

SUSPENSION VALVES

SUSPENSION VALVES - ACCEVAL





---		---		---		---		---	
Alternative Part No	LS1500	Alternative Part No	LS1500-10	Alternative Part No	LS2000	Alternative Part No	LS2000-10	Alternative Part No	LS2500
Lift Axle Valve Type: MCE1 Fittings To Suit: 8mm O/D Pipe		Lift Axle Valve Type: MCE1 Fittings To Suit: 10 mm O/D Pipe		Lift Axle Valve W/O Push / Pull Valve Type: MCE2 Fittings To Suit: 8mm O/D Pipe		Lift Axle Valve C/W Push / Pull Valve Type: MCE2 Fittings To Suit: 10mm O/D Pipe		Lift Axle Valve C/W Auto Drop Function Type: MCE3 Fittings To Suit: 8mm O/D Pipe	
---		---		---		---		---	
Alternative Part No	LS2500-10	Alternative Part No	VTN-1	Alternative Part No	VTN-1/10	Alternative Part No	VTP-1	Alternative Part No	VTP-1
Lift Axle Valve Type: MCE3 Fittings To Suit: 10mm O/D Pipe		3/2 Push Pull Valve Type: VTN-1 Fittings To Suit: 8mm O/D Pipe		3/2 Push Pull Valve Type: VTN-1 Fittings To Suit: 10mm O/D Pipe		3/2 Push Pull Valve & Pneumatic Pilot Type: VTP-1 Fittings To Suit: 8mm O/D Pipe		3/2 Push Pull Valve & Pneumatic Pilot Type: VTP-1 Fittings To Suit: 8mm O/D Pipe	

SUSPENSION VALVES - HALDEX

N6016		CAN USE: N6016 But that has no gaiter		N6017		---	
Alternative Part No	207012001 352018001 352029001	Alternative Part No	207012021	Alternative Part No	207013001 207013021 352019001 352019011 352026011	Alternative Part No	329007001
SHUNT VALVE C/W BLUE KNOB M16 PORTS 8.5 BAR		SHUNT VALVE C/W BLUE KNOB & RUBBER GAITER M16 PORTS 8.5 BAR		PARK VALVE C/W RED KNOB M16 PORTS 8.5 BAR		CONTROL VALVE M22 PORTS 8.0 BAR	
Repair Kit	0020527090 N6019K	Repair Kit	0020527090 N6020K	Repair Kit	0020526090	Repair Kit	---

SUSPENSION VALVES - HALDEX

26.03.1000		26.03.1001		26.03.2002		---	
							
Alternative Part No	338021001	Alternative Part No	338050101	Alternative Part No	338051101	Alternative Part No	338051102
RAISE / LOWER VALVE W/O Return to ride W/O Dead mans handle Ports:4 x M12 & 2 x M14		RAISE / LOWER VALVE ELEC- TRO-MAGNETIC Square electrical connection x 4 Pins		COLAS RAISE / LOWER VALVE C/W Return to ride C/W Dead mans handle C/W Push in fittings Handle @ 90 degrees 24V Ports = 8mm		COLAS RAISE / LOWER VALVE C/W Return to ride C/W Dead mans handle C/W Push in fittings Handle @ 90 degrees 24V Ports = 8mm	
Repair Kit	950338100	Repair Kit	EKGH.31	Repair Kit	EKGH.22.1 EKGH.22.1.L	Repair Kit	EKGH.22.1 EKGH.22.1.L

---		---		26.03.2001		---	
							
Alternative Part No	338051111	Alternative Part No	338051112	Alternative Part No	338051121	Alternative Part No	338051141
COLAS RAISE / LOWER VALVE C/W Return to ride C/W Dead mans handle C/W Push in fittings C/W 13-4 Pneumatic port Handle @ 90 degrees 24V Ports = 8mm		COLAS RAISE / LOWER VALVE C/W Return to ride C/W Dead mans handle C/W Push in fittings C/W 13-4 Pneumatic port Handle @ 90 degrees 24V Ports = 8mm		COLAS RAISE / LOWER VALVE C/W Return to ride C/W Dead mans handle C/W Push in fittings C/W Filter 24V Ports = 8mm		COLAS RAISE / LOWER VALVE C/W Return to ride C/W Dead mans handle C/W Push in fittings C/W Filter 24V Ports = 8mm	
Repair Kit	EKGH.22.1.L	Repair Kit	EKGH.22.1.L	Repair Kit	EKGH.22.1 EKGH.22.1.L	Repair Kit	EKGH.22.1 EKGH.22.1.L

---		---		---		---	
							
Alternative Part No	338052101	Alternative Part No	338053101	Alternative Part No	338054001	Alternative Part No	338054011
COLAS RAISE / LOWER VALVE W/O Return to ride C/W Dead mans handle C/W Push in fittings Ports = 8mm		COLAS RAISE / LOWER VALVE W/O Return to ride W/O Dead mans handle C/W Push in fittings Ports = 8mm		COLAS RAISE / LOWER VALVE C/W Return to ride C/W Dead mans handle C/W Push in fittings 24V Ports = 10mm		COLAS RAISE / LOWER VALVE C/W Return to ride C/W Dead mans handle C/W Push in fittings 24V Ports = 10mm	
Repair Kit	EKGH.22.1 EKGH.22.1.L	Repair Kit	EKGH.22.1 EKGH.22.1.L	Repair Kit	EKGH.22.1 EKGH.22.1.L	Repair Kit	EKGH.22.1 EKGH.22.1.L

SUSPENSION VALVES


SUSPENSION VALVES - HALDEX




---		---		---		---	
Alternative Part No	338055101	Alternative Part No	338056001	Alternative Part No	338057101	Alternative Part No	338058101
COLAS RAISE / LOWER VALVE C/W Return to ride C/W Dead mans handle C/W Push in fittings C/W 13-4 Pneumatic port Ports = 8mm		COLAS RAISE / LOWER VALVE W/O Return to ride C/W Dead mans handle C/W Push in fittings 24V Ports = 10mm		COLAS RAISE / LOWER VALVE C/W Return to ride C/W Dead mans handle C/W Push in fittings 24V Ports = 8mm		COLAS RAISE / LOWER VALVE C/W Return to ride C/W Dead mans handle C/W Push in fittings 24V Ports = 8mm	
Repair Kit	EKGH.22.1 EKGH.22.1.L	Repair Kit	EKGH.22.1 EKGH.22.1.L	Repair Kit	EKGH.22.1 EKGH.22.1.L	Repair Kit	EKGH.22.1 EKGH.22.1.L





---		---		---		---	
Alternative Part No	338058121	Alternative Part No	338059101	Alternative Part No	338061201	Alternative Part No	338062201
COLAS RAISE / LOWER VALVE C/W Return to ride C/W Dead mans handle C/W Push in fittings 24V Ports = 8mm		COLAS RAISE / LOWER VALVE W/O Return to ride C/W Dead mans handle C/W Push in fittings Ports = 8mm		COLAS RAISE / LOWER VALVE c/w Return to ride C/W Dead mans handle Roll Off Ports = 8mm		COLAS RAISE / LOWER VALVE c/w Return to ride C/W Dead mans handle Roll Off Ports = 2x8 + 1x12	
Repair Kit	EKGH.22.1 EKGH.22.1.L	Repair Kit	EKGH.22.1 EKGH.22.1.L	Repair Kit	---	Repair Kit	---

---		---		---		---	
Alternative Part No	338062101	Alternative Part No	338071001 338071101	Alternative Part No	338071131	Alternative Part No	352006201
COLAS RAISE / LOWER VALVE C/W Return to ride C/W Dead mans handle C/W Push in fittings Roll on / Roll off 24V Ports = 2 x 8mm & 1 x 12mm		COLAS RAISE / LOWER VALVE C/W Return to ride C/W Dead mans handle C/W Push in fittings Roll off 24V Ports = 8mm		COLAS RAISE / LOWER VALVE C/W Return to ride C/W Dead mans handle C/W Push in fittings Roll off 24V Ports = 10mm		RELEASE VALVE C/W BLACK ROUND BUTTON M22 PORTS 8.0 BAR	
Repair Kit	950338036 EKGH.22.1.J	Repair Kit	950338038 EKGH.22.1.K	Repair Kit	950338038	Repair Kit	EKGH.22.1 EKGH.22.1.L

SUSPENSION VALVES - HALDEX

---		---		26.03.3001		26.03.1003	
							
Alternative Part No	352022001	Alternative Part No	352025011	Alternative Part No	352042001	Alternative Part No	352044001
CONTROL VALVE W/O KNOB M16 & M22 PORTS 2.5 BAR		SHUNT VALVE C/W BLACK KNOB M16 PORTS 8.5 BAR		PILOT VALVE C/W BLACK KNOB M16 & M22 PORTS 1.5 BAR		Park & Shunt Valve Combined c/w Red & Black Knob M16 Ports with non-return valve 8.5 BAR	
Repair Kit	---	Repair Kit	---	Repair Kit	---	Repair Kit	EKGH.22.1 EKGH.22.1.L

26.03.1002		26.03.1004		26.03.3002		---	
							
Alternative Part No	352045001	Alternative Part No	352046001	Alternative Part No	352053001	Alternative Part No	352067001 352067101
Park & Shunt Valve Combined c/w Red & Black Knob M16 Ports c/w non-return valve 8.5 BAR		Comes with Data Plate 028038309 Park & Shunt Valve Combined c/w Red & Black Knob M16 Ports c/w emergency function 8.5 BAR		3/2 Way Valve W/O Knob M16 & M22 Ports 2.0 BAR		TCM c/w pressure protection Port 1 = M22 Port 25 = M12 Ports 1-2,4,21, 22,23,24 = M16	
Repair Kit	027059409 027022209 028044309	Repair Kit	027059409 027022209 028044309	Repair Kit	---	Repair Kit	950352022 950352023

---		---		---		26.03.1005	
							
Alternative Part No	352067121	Alternative Part No	352067601	Alternative Part No	352075001	Alternative Part No	KN20615
TCM w/o pressure protection Port 1 = M22 Ports 1-2, 4, 21, 22 = M16		TCM c/w pressure protection Port 1, 12 = M22 Ports 1-2, 2, 4, 21, 23, 24 = M16 Port 22 = Plugged Port 25 = M12		TEM c/w pressure protection & shunt valve Ports 1 & 12 = M22 Ports 1-2 7 21 = M16 Port 2 = Plugged		Hand Operated Valve Manifold Dash Valve All Ports 1/4"	
Repair Kit	950352022 950352023	Repair Kit	950352017	Repair Kit	950352024	Repair Kit	---

SUSPENSION VALVES

SUSPENSION VALVES - KNORR BREMSE



26.02.1103		---		26.02.1122		26.02.1124	
Alternative Part No	AE1103 I60496	Alternative Part No	AE1109 I67763	Alternative Part No	AE1122 I83425	Alternative Part No	AE1124 AE1125 SEB00662
HEIGHT LIMITATION VALVE M12 Ports M8 Cable Connection Thread		3/2 CONTROL VALVE PUSH / PULL M12 Ports Black Knob		HEIGHT LIMITATION VALVE M12 Ports M8 Cable Connection Thread & 4.3mm Hole		LIFT AXLE VALVE M12 Ports W/O Auto Raise	
Repair Kit	---	Repair Kit	---	To Suit	02.4901.49.00	Repair Kit	EKKB.8

26.01.H012		---		26.01.H051		N6017	
Alternative Part No	AE4233 I136134	Alternative Part No	AE4246 I136125	Alternative Part No	AE4247 I136129	Alternative Part No	AE4262 I119802
MANOEUVRING VALVE M16 Ports		COMBINED PARK & SHUNT VALVE M22 Ports C/W Non-return Valve C/W Pinned Red Button		COMBINED PARK & SHUNT VALVE M16 Ports C/W Non-return Valve C/W Pinned Red Button		MANOEUVRING VALVE M16 Ports	
Repair Kit	---	Repair Kit	---	Repair Kit	---	Repair Kit	---

26.02.4311B		26.02.4311A		26.02.4311B		26.02.4370	
Alternative Part No	AE4311 K015380N00	Alternative Part No	AE4311 K015849N00	Alternative Part No	AE4311 K020123N00	Alternative Part No	AE4370 K025700N00
COMBINED PARK & SHUNT VALVE M16 & M22 Ports C/W Non-Return Valve		COMBINED PARK & SHUNT VALVE M16 & M22 Ports W/O Non-Return Valve		COMBINED PARK & SHUNT VALVE C/W 8mm & 12mm Push in Fittings C/W Non-Return Valve		COMBINED PARK & SHUNT VALVE W/O Non-Return Valve	
Repair Kit	EKKB.11	Repair Kit	EKKB.11	Repair Kit	EKKB.11	Repair Kit	---

SUSPENSION VALVES - RAISE / LOWER VALVES - KNORR BREMSE

26.02.2111		---		26.02.2115		---	
							
Alternative Part No	SV3111 I83153	Alternative Part No	SV3113 I86022	Alternative Part No	SV33115	Alternative Part No	SV3118 I86025
RAISE / LOWER VALVE M16 ports 2 x Valve Element W/O Spring Return To Stop Feature		RAISE / LOWER VALVE M16 ports 3 x Valve Element		RAISE / LOWER VALVE M16 ports 1 x Valve Element		RAISE / LOWER VALVE M16 Ports C/W 2 Levers 3 x Valve Elements	
Repair Kit	EKKB.22.C	Repair Kit	EKKB.22.C	Repair Kit	EKKB.22.C	Repair Kit	---

---		---		---		---	
							
Alternative Part No	SV3130 I90969	Alternative Part No	SV3133 II36043	Alternative Part No	SV3157 I92700	Alternative Part No	SV3158 I92737
RAISE / LOWER VALVE M16 Ports C/W 2 Levers 4 x Valve Elements		RAISE / LOWER VALVE M16 Ports 1 Lever 2 x Valve Elements		RAISE / LOWER VALVE M22 Voss & M16 Voss Ports Electrical Connections: Kostal		RAISE / LOWER VALVE M16 Ports Electrical Connections: Bayonet	
Repair Kit	---	Repair Kit	---	Repair Kit	EKKB.21	Repair Kit	EKKB.21

---		---		---		---	
							
Alternative Part No	SV3162 II36075	Alternative Part No	SV3200 II36145	Alternative Part No	SV3240 II36225 K002018	Alternative Part No	SV3241 II36226 K054888N00
RAISE / LOWER VALVE M16 Ports 1 x Valve Element W/O Spring Return To Stop Feature		RAISE / LOWER VALVE M16 Ports C/W Return To Ride Height C/W Spring Return To Stop Feature		RAISE / LOWER VALVE M16 & M22 Ports C/W Return To Ride Height		RAISE / LOWER VALVE C/W Return To Ride Height C/W Test Connector Electrical Connections: Bayonet	
Repair Kit	EKKB.22.C	Repair Kit	---	Repair Kit	---	Repair Kit	---

SUSPENSION VALVES

SUSPENSION VALVES - RAISE / LOWER VALVES - KNORR BREMSE

---		---		---	
Alternative Part No	SV3273 II36227 K054884N00	Alternative Part No	SV3293 K054882N00	Alternative Part No	SV3801 K022847N00
RAISE / LOWER VALVE C/W Return To Ride Height C/W Test Connector Electrical Connections: Bayonet		RAISE / LOWER VALVE C/W Return To Ride Height C/W Test Connector C/W Secondary Air Supply In Port 13 Electrical Connections: Bayonet		Only To Be Used With TEBS G2	
Repair Kit	EKKB.22.C	Repair Kit	---	Repair Kit	---

SUSPENSION VALVES - RAISE / LOWER VALVES - KNORR BREMSE





N6009		N6010		N6011M		N6012M		N6013M	
Alternative Part No	---	Alternative Part No	---	Alternative Part No	---	Alternative Part No	---	Alternative Part No	---
PARK VALVE C/W RED KNOB & RED BACK PLATE 1/4" BSP Ports		SHUNT VALVE C/W BLUE KNOB & BLUE BACK PLATE 1/4" BSP Ports		PARK VALVE C/W RED KNOB & RED BACK PLATE M16 Ports		SHUNT VALVE C/W BLUE KNOB & BLUE BACK PLATE M16 Ports		PARK/SHUNT VALVE C/W BLACK KNOB & GREEN BACK PLATE M16 Ports	
Repair Kit	N6014K	Repair Kit	N6015K N6018S	Repair Kit	N6014K	Repair Kit	N6015K N6018S	Repair Kit	---

SUSPENSION VALVES - MISCELLANEOUS

EBS Part No	Alternative Part No	Information	Image	Repair Kit
---	CM-9424F6	UNIVER RAISE / LOWER VALVE		---
---	10223312	POWNALL AUTO/MANUAL TRAILER PARK VALVE Main Ports: M16 Exhaust Port: 1/4 BSP		1022-RBK

SUSPENSION VALVES - WABCO

26.01.B000		26.01.B020		26.01.B021		26.01.C020	
							
Alternative Part No	4630220000	Alternative Part No	4630220200	Alternative Part No	4630220210	Alternative Part No	4630320200
DIRECTIONAL CONTROL VALVE M12 Ports 25 mm Stroke 10 BAR		DIRECTIONAL CONTROL VALVE M10 Ports 12.5mm Stroke 10 BAR		RAISE / LOWER VALVE M16 & M22 Ports C/W Return To Ride Height		ROTARY SLIDE VALVE M16 & M12 Ports C/W Check Valve 122mm Handle Length 10 BAR	
Repair Kit	EKWA.23.4A	Repair Kit	---	Repair Kit	EKWA.23.4A	Repair Kit	EKWA.22.4

26.01.C022		26.01.C023		26.01.C026		26.01.C120	
							
Alternative Part No	4630320220	Alternative Part No	4630320230	Alternative Part No	4630320260	Alternative Part No	4630321200
ROTARY SLIDE VALVE M12 Ports C/W Check Valve 122mm Handle Length 10 BAR		ROTARY SLIDE VALVE M12 Ports C/W Check Valve 122mm Handle Length 10 BAR		ROTARY SLIDE VALVE M12 Ports 122mm Handle Length 10 BAR		ROTARY SLIDE VALVE M12 Ports C/W Auto Stop W/O Check Valve 122mm Handle Length 8.5 BAR	
Repair Kit	EKWA.22.4	Repair Kit	EKWA.22.4	Repair Kit	EKWA.22.4	Repair Kit	EKWA.22.4

---		26.01.C220		---		26.03.1000	
							
Alternative Part No	4630321300	Alternative Part No	4630322200	Alternative Part No	4630340050	Alternative Part No	4630740000
ROTARY SLIDE VALVE M16 & M12 Ports W/O Check Valve 122mm Handle Length 8.5 BAR		ROTARY SLIDE VALVE M12 Ports 122mm Handle Length 8.5 BAR		RELEASE VALVE Ports 1 & 2: M22 Port 3-4: M16 10 BAR		ROTARY SLIDE VALVE M12 Ports 10 BAR	
Repair Kit	EKWA.22.4	Repair Kit	EKWA.22.4	Repair Kit	---	Repair Kit	---

SUSPENSION VALVES

SUSPENSION VALVES - WABCO


26.01.E000		26.01.E001		26.01.E010		26.01.E011	
Alternative Part No	4630840000	Alternative Part No	4630840010	Alternative Part No	4630840100	Alternative Part No	4630840110
LIFT AXLE CONTROL VALVE Manual Actuation Ports 1, 21, 22, 23, 24, 41 & 42 = M16 Port 20 = M22		LIFT AXLE CONTROL VALVE Manual Actuation Ports 1, 21, 22, 23, 24, 41 & 42 = M16 Port 20 = M22		LIFT AXLE CONTROL VALVE Electrical Actuation Ports 1, 21, 22, 23, 24, 41 & 42 = M16 Port 20 = M22		LIFT AXLE CONTROL VALVE Electrical Actuation Ports 1, 21, 22, 23, 24, 41 & 42 = M16 Port 20 = M22	
Repair Kit	EKWA.22.3	Repair Kit	EKWA.22.3	Repair Kit	EKWA.22.3	Repair Kit	EKWA.22.3

---		---		26.01.E031		26.01.E041	
Alternative Part No	4630840200	Alternative Part No	4630840210	Alternative Part No	4630840300 4630840310	Alternative Part No	4630840410
LIFT AXLE CONTROL VALVE Auto Actuation Ports 1, 21, 22, 23, 24, 41 & 42 = M16 Port 20 = M22		LIFT AXLE CONTROL VALVE Auto Actuation AS 4630840200 BUT THIS HAS LONGER MOUNTING BOLTS		LIFT AXLE CONTROL VALVE Electrical Connector: DIN72585 W/O Fittings		LIFT AXLE CONTROL VALVE Electrical Connector: DIN72585 C/W Push-in-fittings: 8x1	
SINGLE CIRCUIT		SINGLE CIRCUIT		SINGLE CIRCUIT		SINGLE CIRCUIT	
Repair Kit	EKWA.22.3	Repair Kit	EKWA.22.3	Repair Kit	EKWA.22.31	Repair Kit	EKWA.22.31

26.01.E100		---		26.01.M020		26.01.M023	
Alternative Part No	4630841000	Alternative Part No	4630900120 338058121	Alternative Part No	4630900200	Alternative Part No	4630900230
LIFT AXLE CONTROL VALVE Electrical Connector: DIN72585		TASC C/W Return To Ride C/W Lower & Lock C/W Test Connection W/O Fittings		TASC C/W Return To Ride C/W Lower & Lock C/W Test Connection C/W Fittings		TASC C/W Return To Ride C/W Lower & Lock W/O Test Connection W/O Fittings	
DUAL CIRCUIT		SINGLE CIRCUIT		DUAL CIRCUIT		DUAL CIRCUIT	
Repair Kit	EKWA.22.31	Repair Kit	4630909202 4630909212	Repair Kit	4630909202 4630909212	Repair Kit	4630909202 4630909212

SUSPENSION VALVES - WABCO

26.01.M312		26.01.M316		---		---	
							
Alternative Part No	4630903120	Alternative Part No	4630903160	Alternative Part No	4630905000	Alternative Part No	4630905020
TASC With Test Connection Without Fittings		ETASC C/W Test Connection C/W Fittings		ETASC C/W Lock In Lowering C/W Test Connection C/W Fittings		ETASC M16 Ports C/W Lock In Lowering C/W Test Connection	
DUAL CIRCUIT		DUAL CIRCUIT		DUAL CIRCUIT		DUAL CIRCUIT	
Repair Kit	---	Repair Kit	---	Repair Kit	---	Repair Kit	---

---		---		26.01.G010		26.01.G011	
							
Alternative Part No	4630905030	Alternative Part No	4630905030	Alternative Part No	4756040100	Alternative Part No	4756040110
ETASC C/W Lock In Lifting C/W Lock In Lowering C/W Test Connection		LOAD SENSING VALVE Manual Operation M22 Ports 10 BAR		LOAD SENSING VALVE Manual Operation M22 Ports 10 BAR		LOAD SENSING VALVE Manual Operation M22 Ports 10 BAR	
DUAL CIRCUIT							
Repair Kit	---	Repair Kit	EKWA.36	Repair Kit	EKWA.36	Repair Kit	EKWA.36

26.01.G012		26.01.G013		26.01.H012		26.01.H013	
							
Alternative Part No	4756040120	Alternative Part No	4756040130	Alternative Part No	9630010120 AE4233	Alternative Part No	9630010130
LOAD SENSING VALVE Manual Operation W/O Release Position M22 Ports 10 BAR		LOAD SENSING VALVE Manual Operation W/O Release Position M22 Ports 10 BAR		TRAILER RELEASE VALVE Black Knob M16 Ports 8.5 BAR		TRAILER RELEASE VALVE Black Knob M22 Ports 8.5 BAR	
Repair Kit	EKWA.36	Repair Kit	EKWA.36	Repair Kit	---	Repair Kit	---

SUSPENSION VALVES

SUSPENSION VALVES - WABCO

---		26.01.H051		26.01.H052		26.01.J001	
							
Alternative Part No	9630010160	Alternative Part No	9630010510	Alternative Part No	9630010520	Alternative Part No	9630060010
TRAILER RELEASE VALVE RED Knob M16 Ports 8.5 BAR		TRAILER RELEASE VALVE Black & Red Knobs C/W Non-return valve M16 Ports 8.5 BAR		TRAILER RELEASE VALVE Black & Red Knobs W/O Non- return valve M16 Ports 8.5 BAR		TTRAILER RELEASE VALVE Black Knob M16 Ports 8.5 BAR	
Repair Kit	---	Repair Kit	EKWA.11	Repair Kit	EKWA.11	Repair Kit	---

26.01.J003		26.01.J005		26.01.J006		---	
							
Alternative Part No	9630060030	Alternative Part No	9630060050	Alternative Part No	9630060060	Alternative Part No	9630060080
TRAILER RELEASE VALVE Red Knob M16 Ports 8.5 BAR		TRAILER RELEASE VALVE Green Knob M16 Ports 8.5 BAR		TRAILER RELEASE VALVE Yellow Knob M16 Ports 8.5 BAR		TRAILER RELEASE VALVE White Knob M16 Ports 8.5 BAR	
Repair Kit	---	Repair Kit	---	Repair Kit	---	Repair Kit	---

26.01.K002		26.01.2900		26.01.2910		26.01.2912	
							
Alternative Part No	9640010020	Alternative Part No	9710029000 9710029020	Alternative Part No	9710029100	Alternative Part No	9710029120
HEIGHT LIMITING VALVE M12 Ports 12 BAR		PARK RELEASE EMERGENCY VALVE M16 Ports W/O Fittings 8.5 BAR		PARK RELEASE EMERGENCY VALVE M16 Ports C/W Fittings 8.5 BAR		PARK RELEASE EMERGENCY VALVE M16 Ports C/W Fittings 8.5 BAR	
Repair Kit	EKWA.1.2	Repair Kit	EKWA.56.6	Repair Kit	EKWA.56.6	Repair Kit	EKWA.56.6

SUSPENSION VALVES - WABCO

26.01.2913	
	
Alternative Part No	9710029130
PARK RELEASE EMERGENCY VALVE M16 Ports C/W Fittings 8.5 BAR	
Repair Kit	EKWA.56.6

SUSPENSION VALVES

EBS HALDEX REPAIR KITS

EKGH.22.1	
	

EKGH.22.1.J	
	

EKGH.22.1.K	
	

EKGH.22.1.L	
	

950352110	EKGH.22.2
	

950352111	EKGH.22.3
	

EKGH.31	
	

950338036	
	

EBS HALDEX REPAIR KITS

<p>950338038</p>	<p>950338100</p>	<p>950352017</p> <p>The rear of the park valve has shuttle valve & cover</p>	<p>950352022</p>
<p>950352023</p>	<p>950352024</p> <p>The rear of the park valve has NO shuttle valve & cover</p>	<p>0020526090</p>	<p>0020527090</p>
<p>0020530090</p>	<p>027022209</p>	<p>027059409</p>	<p>028044309</p>

EBS KNORR BREMSE REPAIR KITS

<p>EKKB.8</p>	<p>EKKB.11</p>	<p>EKKB.21</p>	<p>EKKB.22.C</p>
<p>02.4901.49.00</p>			

EBS MERITOR (ROR) STYLE REPAIR KITS



EBS WABCO REPAIR KITS



SUSPENSION VALVES

